

Funds of Knowledge and Text Structures in Writing

Lucy K. Spence

Language & Literacy Program

College of Education

lucyspence@sc.edu



Rules for free writing

Keep your hand moving
Be specific
Use any language
Experiment with spelling,
punctuation & grammar
Some writing can be
junk



Descriptive

Visualize a scene from your classroom and free write a description of that scene

Teaching Writing

- Draw on students' funds of knowledge and interests
- Demonstrate through think-aloud and connect reading with writing
- Use graphic organizers
- Individualize through teacher-student conferences in a writing workshop format
- Use text frames as necessary to reduce language load

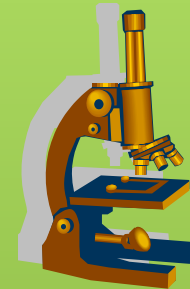
All students have experiences, which can be used in English writing

- Personal experience

- Experience with school subjects

- Knowledge of writing in first language

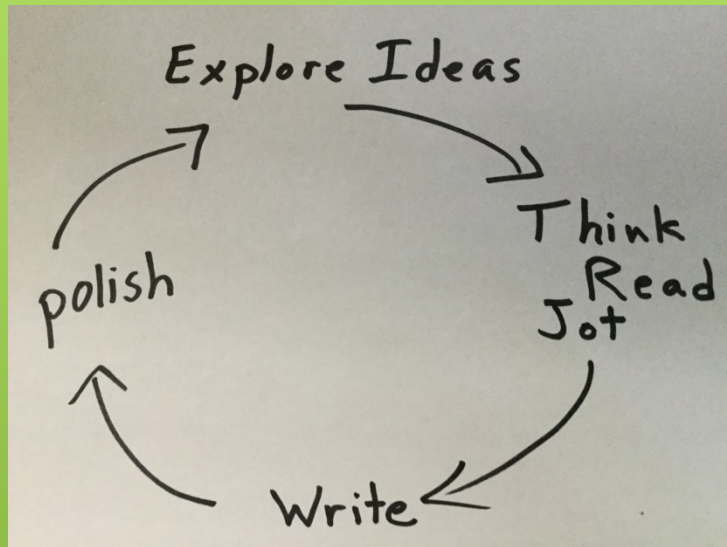
- What are some other experiences that can be drawn upon to help with writing?



Writing as a process

Writing workshop format

Mini-lessons for demonstration
Individual conferences



How do you approach writing as a process rather than focusing on the product?





Using funds of knowledge

Paw Htoo, Thai-Karen (kuh-REN)- grade 5

Travel Narrative

Demonstrate

Fold a paper into sections to create boxes for drawing and writing.


Think aloud as you begin to draw in the first box. Use academic language such as “setting” as you talk through your process.

Think aloud as you write a few sentences below the picture.

Continue to think aloud as you draw and write in each box using academic language.



I was born in Arizona. I lived by the mountains in the desert.



My friend Pam lived in South Carolina. She told me I could work there too. My family flew to South Carolina in an airplane.




We had to pack everything into two houses.



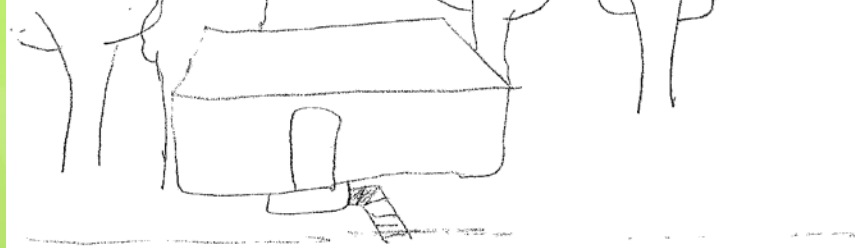
I married John. His mother lived near us. We had a dog named Heidi.




We found a house to live in and I got a new job. Then we flew back to Arizona to pack our belongings.




Now John, his mother, and I all live together. South Carolina is our new home.




I born in the Thailand than
have a lot tree is hot too



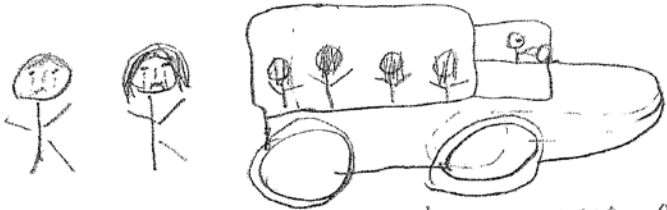
in Thailand because we do have
no food my cousin tell my mom
move to America and my mom
move to America.




I get an apartment and the
south Carolina in my house.



I have mom and daddy and I have five
and me if I live in Thailand I am
9.



than cry because than can not
see my family again than
cry.



my school is good we have
playground and we have room
I and u. I have a lot friend
and Karen people and the bus
a lot Karen people we can talk
too but to talk him

Next steps

Writing instruction for Paw Htoo

- Narrative writing
 - Builds on funds of knowledge
 - Builds on first language
 - It is motivating
 - Builds confidence
 - Builds competence
 - Can be an element in other types of writing

Story Frame

Title: _____

1. Beginning –Build Up (develop setting, introduce characters)

2. Middle – Climax (the most exciting part of the story)

3. End – Resolution (solve the problem)

Useful words:

First next then suddenly seconds later without warning soon
because but and

How do you draw upon students' funds of knowledge?





Individual writing conference

Marco, second generation Emergent Bilingual Mexican-American- grade 3

Animal Information

Whole Class Goal: Organize information

- Browse animal books and decide on one a animal
- Collect ideas and information from books and the internet using graphic organizers
- Teacher demonstrated writing about her animal while using a text frame
- Students wrote using the text frame
- Polishing
- Individual conferences
- Students read their informational text to a small group

First individual conference:

I penciled small dots on page to show where each paragraph will begin for indentation.

Second individual

conference: Marco read it to me so I could understand his approximations and I penciled in the correct spelling. Then he practiced for reading to a small group.

Cheetah

A cheetah's fur has black spots. It is orange. Cheetahs eyes are green.

A cheetah is 4ft or 5ft long. And he is 3ft tall and he will weigh up to 110 lbs, pounds.

A cheetah lives in AFRICA in the jungle and it lives in INDIA.

A cheetah will eat meat from lots of animals like a goats, Deer, and people, mess with him.

A cheeta can have up 2 baby in, 2-3 months of a cheeta.

Animal Information Text Frame

Animal

How it looks

Size

Where it lives

What it eats

Type of family

_____ looks like a _____

_____ have _____

_____ live near _____

_____ are smaller than _____

A _____ is a kind of _____

_____ live in _____

_____ are bigger than _____

Next steps

Writing instruction for Marco

- Provide many opportunities to write additional informational texts across the content areas
 - Build on his new skills of organization and using paragraphs
- Introduce new types of writing such as persuasion and explanation
 - Continue to use teacher-student conferences for individualizing instruction

How do you individualize writing instruction for your students?

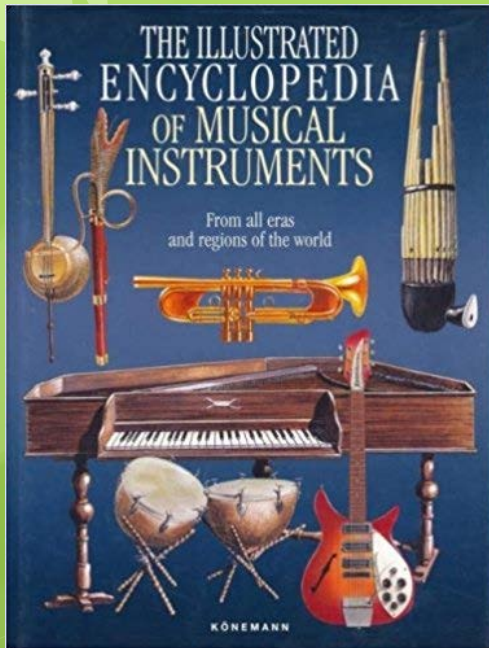




Inquiry, Graphic Organizers and Text Frames

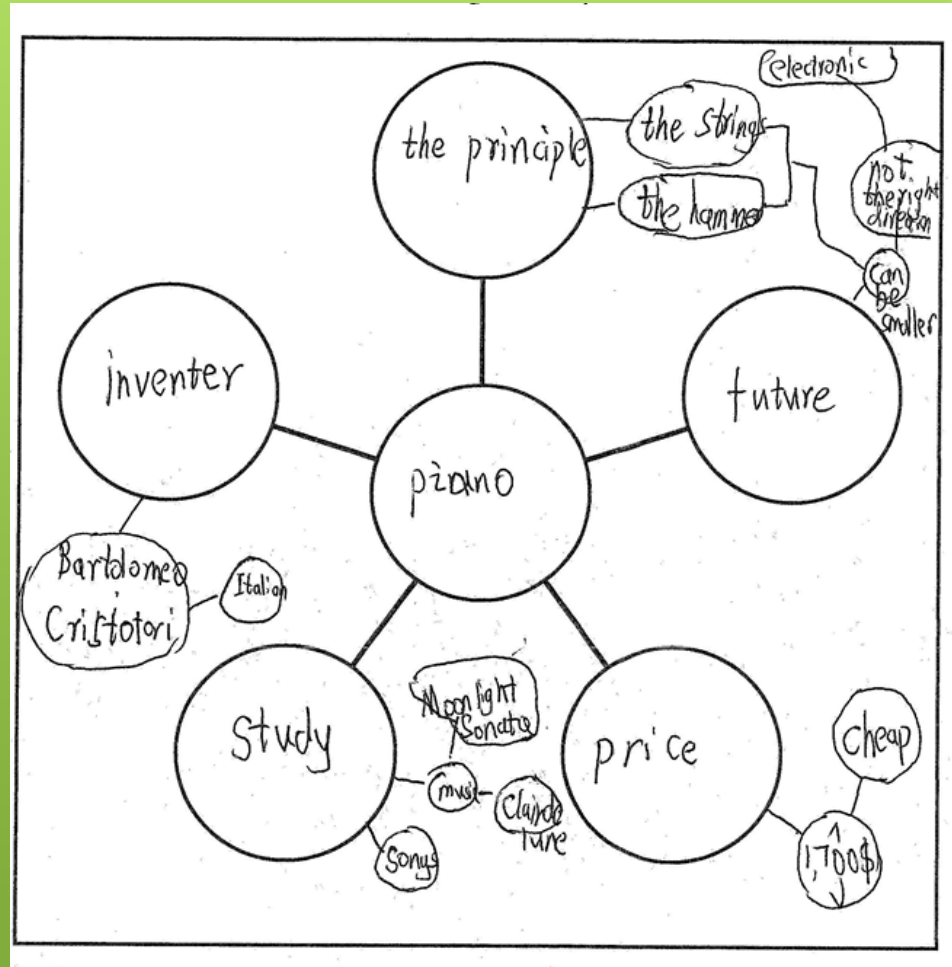
Shenghan, recent Chinese arrival- grade 10

Book Browsing, Generating questions, narrowing a topic & KWL



Know	Want	Learn
<p>There's three kinds of piano that I have seen.</p> <p>There's a lot button on piano keyboard.</p> <p>Piano is a western instrument.</p> <p>It has strings inside to help it to make voice.</p> <p>There's also three buttons down side the bottom of the piano.</p> <p>The button is made in black and white</p> <p>Pianos are beautiful</p>	<p>I want to learn how it works.</p> <p>Who invented it?</p> <p>How to play it in an easy way?</p> <p>What songs is use piano which in them?</p> <p>Can it be smaller?</p> <p>How much is a piano?</p>	<p>The button touch is connected with a wood stick and it goes up when you push the button. it will make a soft button and go down, and strike the thick string, and the sound is made in the box of piano.</p> <p>Cristofori (1698 1698-1700)</p> <p>X</p> <p>Yes.</p> <p>X</p>

Graphic Organizer for taking notes on what he wanted to know about piano



Descriptive Text

There are _____ kinds of _____. The first kind of _____ is _____.

It _____

_____.

The second one is _____.

t _____

_____.

The third kind is _____. It

_____.

Now you can recognize the _____ kinds of

_____.

Text Frame: Descriptive Writing

Descriptive Text Frame

There are three kinds of pianos. The first kind of piano is

Vertical piano. It is a kind of piano which is more convenient to use at home, and usually use for practice it's also not very expensive

The second one is Grand piano. It is usually use for stage

performance and do not usually appear up in usual families. They're also much more expensive

The third kind is electronic board. It even not considered as a kind in usual time, it is the cheapest one, also the smallest one.

Now you can recognize the three kinds of pianos.

The Piano

By Mr. Shang-Han Liu

I am not a piano player, that's one of the most important reasons that why I'm so impressed and amazed by this pretty stuff. When I first saw this musical instrument in the local instrument, I felt the elegance of itself. So, as for my long time of researching about piano, I finally decided to summarize them together.

Piano, a kind of very old instrument, was invented in Italy. As the style of this country, beauty, is something that they were finding for centuries. You must can realize this by the first scene of this country. So, piano, also get the soul from this nation, contains the cell of elegant and beauty.

There're two main kinds of pianos. The first one is the Grand Piano, and the second one is the Upright Piano. There's also a third kind which is not usually considered as a kind in pianos' family.

The **Grand Piano** is usually seen in the stage performances or movies and films. It is the most original style of piano, and also the most heavy and cumbersome one among all these three. It's usually about 800 pounds weight! That's very heavy for an instrument. And also, it is considered as the most expensive one, not only for piano, but also among all the instruments in the world! In common markets it's at least \$10,000 for each, and THIS one can even sell at \$1,500,000! It's made by Steinway & Sons Company, named *Sound of Harmony*, using 40 different kinds of valuable woods, covered with a Chinese ancient painter's classical and famous painting about landscape, and it took workers 4 years to complete. Now it's in a Chinese's hand.



The **Upright Piano** is much cheaper and much easier to see in daily life.



The student who wants to play at home besides the school likes to play on their own piano, and the Upright Piano is absolutely the best choice. It's cheaper, it's smaller and thinner, and also—it's a PIANO! If you buy an electronic board, but it cannot play the soft and beautiful sound like the real pianos do. So it's

the best choice to buy one for practice, for only \$3,000 or \$4,000, and also smaller size for only about 400 pounds.

The Third Kind, or the Not-Piano Piano, is a kind of summarize of these three kinds of boards: **electric boards, electronic boards, and digital boards**. These three boards are very relative themselves—but NOT WITH PIANO! These boards have changed very different from pianos, like their unpleasant sound, like the principle of making sound, and even looking! They're the cheapest ones and smallest ones among all three kinds. It's only weight for about 40 pounds, and only worth about \$250 to \$650. Cheap, isn't it? But the trail of development is going further and further from the classic pianos. The people making them are always focusing making them contain more and more kinds of instruments' sound, like violin, flute, or even Erhu (well that's my instrument...!)



Probably talking so long about boring PIANO is not pretty fun for you, then I'll tell you some more about myself that I've mentioned some earlier in the document. As I said, I love piano, but I'm not a player, so I don't know how to play it very much, but if there's these three kind of pianos, I'll absolutely pick the Grand Piano. What? You're asking me why? Am... there's a lot to say about. First, I think the Grand Piano is more classical, it can be the representative of the whole western music culture. Second, it's about my personal habit, I always prefer the prettier one (probably...).

Conclusion added in 2nd draft

Next steps

1. Revise conclusion

2. Field trip to USC Music Library

Cell phone photos, hands-on, after the trip notes, book check-out

G&H Borraro piano 124

Ernst Immler Leipzig.

Old and ancient style of different pianos.

The principle of piano is mainly based on the vibration of the strings inside the back side of the keyboard, and the hammer strikes the string as soon as you press the key.

Informative Essay Outline

Topic:

Attention Grabbing Opening:

Background Information:

Related Topic 1:

Related Topic 2:

Related Topic 3:

Topic 1:

Details:

Example:

Quote:

Transition:

Topic 2:

Details:

Example:

Quote:

Transition:

Topic 3:

Details:

Example:

Quote:

Transition:

Conclusion

Restate Original Topic:

Restate Three Related Topics:

Conclusion:

Something about Piano

By Mr. Sheng-Han Liu

As a visitor, I got a chance luckily to visit the music school of the university of South Carolina, and I was really amazed by those fancy and pretty pianos. Some were old, some were beautiful, and some were special, none of them were exactly same, everyone has their own trait.

* * *

So, today we are going to discover piano from three topics: **Craft Style, Sound, and Principle of Making Sound.**

And here we go.

Topic I: Craft Style

Craft Style is always one of the most important elements that made up the culture of piano. One of the reasons why many pianos were sold very expensively is because of the magnificent carvings on their faces, or the luxuriant paint that were used to paint the outside of them.

As soon as I saw those old pianos in the USC, I was impressed by their fancy patterns and carvings on their surfaces. Although some of the displays are not pianos, the patterns are still fancy and elegant. Just like the one named «*mvsica disparvm dvlcis Concordia vocvm*» (French). It was a kind of old fashioned keyboard, but actually it was covered totally with a lot of French style patterns, such as some parrots and bright-colored blossoms, etc. Although it was very simple designed compared with a modern piano, I was still amazed by the way the decoration.



Recently I have read a book named *88 Keys: The Making of a Steinway* Piano*. It's about how the workers in Steinway & Sons make their pianos. There's some pianos that I really like:

they made 300,000th piano for the White House, and that one was really pretty, with eagles as its legs, it can really represent the most creative piano back those days.

The patterns always in different materials, such as copper, gold, or different kind of wood, and the designer must make sure that the mass or the space of the materials won't make the quality of the voice from the piano, and that leads us to the Topic II: **Sound.**

Topic II: Sound

Have you listened to any light music with pianos? Well, I think for everyone, the most unforgettable memory is always that **long, smooth, and sweet Sound**. That sound is very special for pianos, and that's one of the most important differences between other keyboards and piano.

This sound, the long-always appears up in movies, in music popular culture. The good music, like [Canon in Moonlight Sonata](#), and that played by piano.



lasting piano voice, different situations, in soundtracks, and also piano itself can play very [D major \(piano\)](#), other very famous music

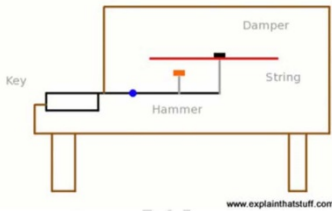
For me, the sound of piano is forever and endless, because it can pull people's mind and the soul of people's body. Like now I'm listening to [Für Elise](#), and it's really beautiful and amazing. Although it's really short, but its sound really like came with the feeling of a person that is really incredible. Like what some newspaper said about piano sonatas, "beautiful and always unbelievable.

So here we are going to have a deep discovery about the **Principle** of this incredible instrument, then let's take a look inside the back case of the piano!

Topic III: Principle of Making Sound

I think not only me, but also everyone who don't play piano, has this same curious question: what is the *principle* of piano? How those beautiful sounds are made?

And that's a very hard question without of professional knowledge, but, um... I'll try to explain very simply, if you really what is the detail, I'll suggest you to go to Wikipedia about the truth about everything.



So what happens when you press the key of a piano? The key is actually a wooden lever, a bit like a seesaw but much longer at one end than at the other. When you press down on a key, the opposite end of the lever (hidden inside the case) jumps up in the air, forcing a small felt-covered hammer to press against the piano strings, making a musical note. At the same time, at the extreme end of the lever behind the hammer, another mechanical part called a damper is also forced up into the air. When you release the key, the hammer and the damper fall back down again. The damper sits on top of the string, stops it vibrating, and brings the note rapidly to an end. (From explainstuff.com)

OK, so what did you get from this whole long passage? Actually, I think most of us can't get the picture very clearly, so I suggest you to find a real piano to have a look if possible, especially grand piano, those triangle pianos will easier for you guys to have a look inside. I had a look in the

College of Music. It's a Steinway & Sons piano, and it's really amazing when you have a look inside.

* * *

The Epilogue

Piano has 400 years history, and it's one of the most popular instrument now. Its shadow covered across half of western instrument history, and people can say "the arrival of piano took us the era of music".

Let's have a short review about what we learned today. We learned the **Craft Style** of pianos, the beautiful and moving **Sound** of pianos, and also the **Principle** of piano that explained for us how pianos work.

You can find a real piano and learn more from the hyperlink and other details in Wikipedia and other internet websites.

By *Shenghan Liu*

4/14/17

At Home

Additional attention to conclusion

Next steps

Mini-lesson on headings and subheadings

- First, point out the strengths of Shenghan's headings in an individual conference or with larger group
- Use mentor texts to see how various authors use headings and subheadings
- Revise headings if needed

More text frames

- Text frames can be used to reduce the language load for English learners who are learning to write simultaneously with learning the English language and American culture

Example:

This is how a taco is made. First, put ground beef in a pan with chili powder, salt, garlic, and pepper. Next, cook it until it is brown, then remove it from the heat. Then, grate some cheese.....

Sequence Text

Here is how a _____ is made. First,
_____. Next, _____. Then,
_____. Finally, _____.

Example:

The Spanish explorer Christopher Columbus had a problem because he did not have enough money for boats, sailors, and supplies to find a new trade route to the east.....

Problem/Solution Text

_____ had a problem because _____

Therefore, _____

As a result, _____.

Because of investors buying homes in Phoenix, values became artificially inflated. High house prices caused a bubble market.....

Cause/Effect Text

Because of _____, _____.
_____ caused _____.

Therefore _____. Finally, due
to _____, _____. This explains
why _____.

Example:

I think that undocumented workers in the U. S. should be given a legal path to citizenship because the U.S. market created a need for such workers.....

Argument

I think that _____
_____ because _____

_____The reasons for my thinking this
are, _____
_____ So _____

Another reason is _____
_____ Moreover _____

Because _____
These (facts / arguments / ideas) show that _____

Example:

In the *Japan Times* article, entitled "The Spell of Beauty," Peter Backhaus and Yuko Kunimatsu investigate the cost of hair services in Tokyo beauty shops.....

Writing Frame – A Summary of Informational Text

In the (genre: article, essay, editorial, report) _____
entitled (title) _____,
(author's complete name) _____
(verb: explores, investigates, discusses) _____
(topic and main idea/thesis) _____

First, (author's last name) _____ (verb) _____

The writer/author/journalist _____ (verb) _____

In addition, s/he points out that _____

Moreover, s/he emphasizes that _____

Finally, (author's last name) _____ concludes that _____

Summary for teaching English writing

- Students have valuable experiences
- Writing is a process
- Teach writing by
 - Drawing on students' funds of knowledge and interests
 - Demonstrating through think-aloud and connect reading with writing
 - Using graphic organizers
 - Individualizing through teacher-student conferences in a writing workshop format
 - Using text frames as necessary to reduce language load
 - You can get download my text frames on Pinterest

<https://www.pinterest.com/lucyspence1/>